


# Fun To Learn



## SHAPES AND OPPOSITES







# shapes and opposites

## How to use this book

This is a first activity book for children who are just beginning to learn to recognise shapes and differences and use them in everyday situations.

Help your child to enjoy using the book by looking together at a few pages at a time. Looking carefully, playing the simple games, and practising working from left to right are an important part of learning fun.

Encourage your child to talk about what he or she is doing with particular reference to the shapes and opposites you might see when you are out and about together.

Have fun!



 **Standard  
International  
Print Group**  
Print & Digital Media Publishing

Digital Edition © 2020

Cover © Standard International Print Group  
Copyright © Standard International Print Group







# Shapes



rectangle




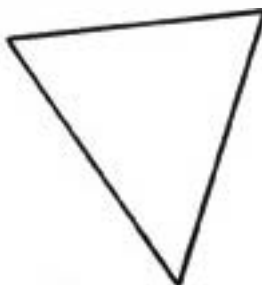
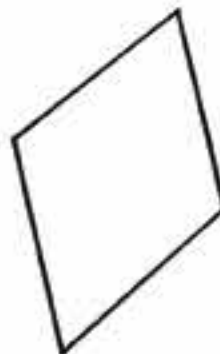
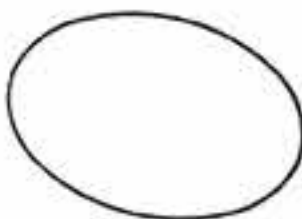

diamond



square



**Draw a ring around the shapes with four sides.**



**Practise drawing a diamond.**





# Shapes






moon




sun



**Draw happy faces on the sun shapes.**



**Practise drawing a moon.**





# Shapes



kite

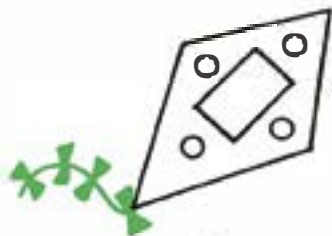


How many shapes can you count on each kite?

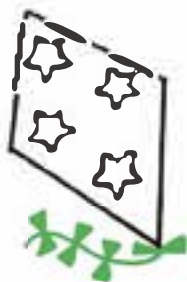
Write the number in the square.

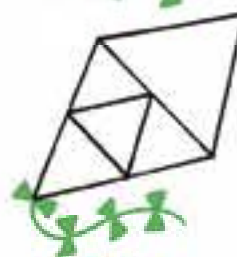















Practise drawing a kite.







# Hot air



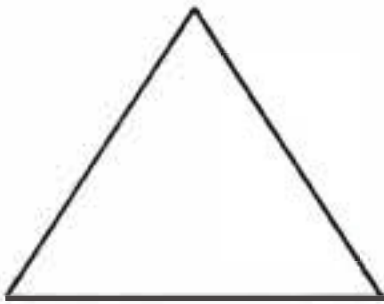
## Shade in the hot things.




## Practise writing the letter H.



# Triangles



**How many triangles can you see in the picture? Now shade them in.**




**Practise drawing triangles.**










# Fish Shapes



**Which fish bowl doesn't match?**




**Practise drawing a fish shape.**




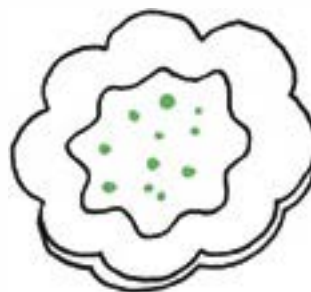




# Cookie Shapes



**Which two cookies are the same?**




**Practise drawing a cookie.**





# Winter and Summer



Circle the clothes you would wear in the summer.

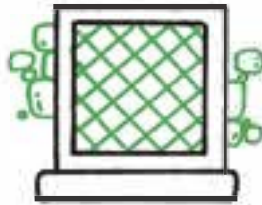



Practise drawing a scarf.





# Squares



**How many squares can you count in this picture?**




**Practise drawing squares.**


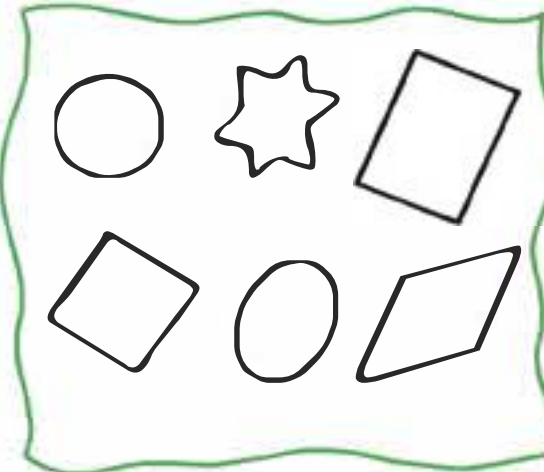
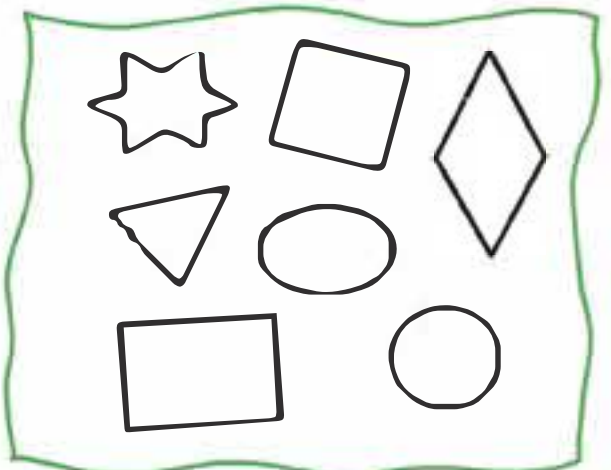





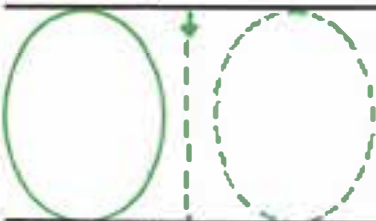
# Shapes



**Which group of shapes doesn't match?**




**Practise drawing an oval.**





# Big and Small



big



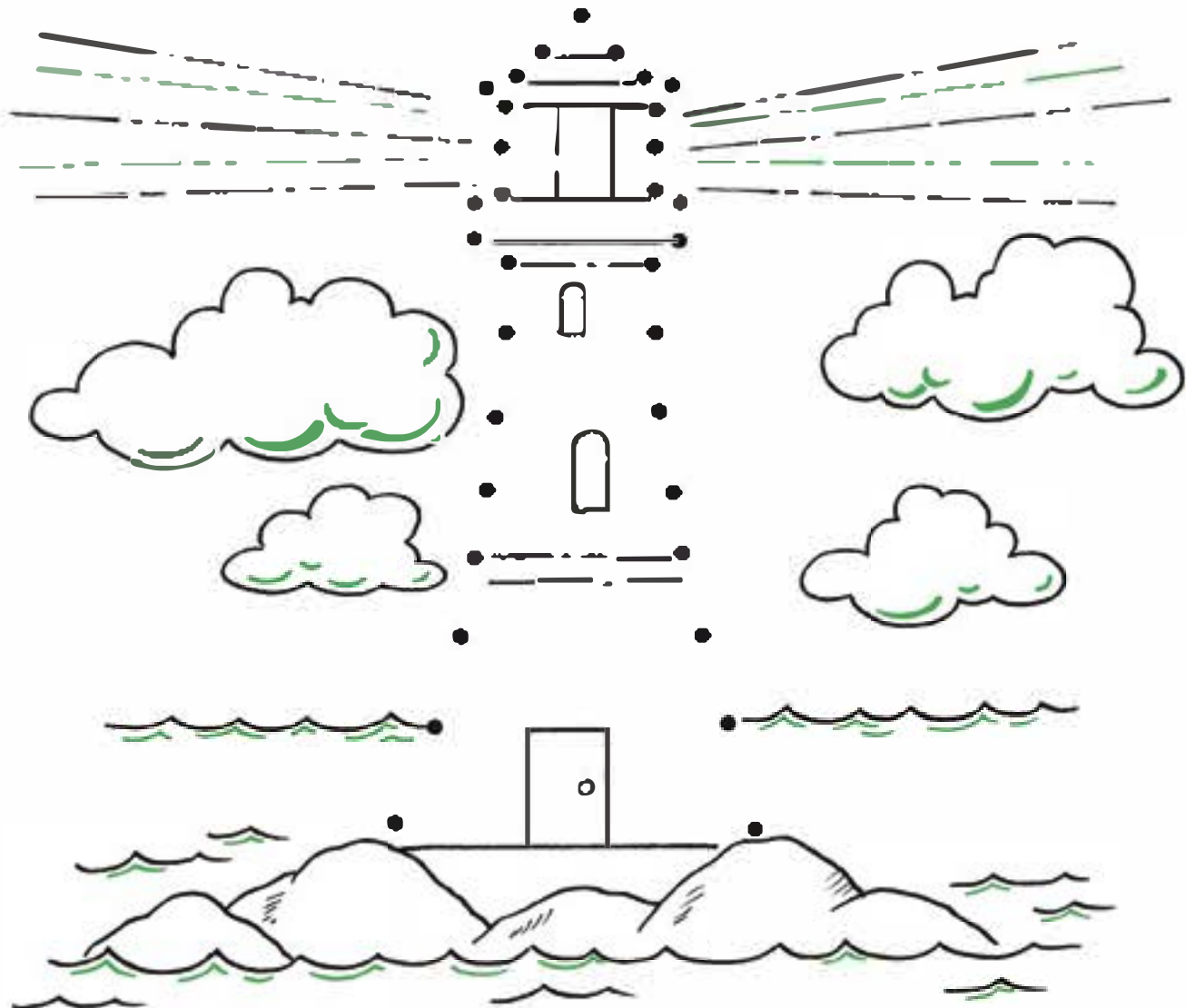
small



big



small



Join the dots to find another big building.



# Opposites



happy



sad



Draw a ring round the sad faces.



Practise drawing a happy face.







# Shapes



star




triangle



square



Can you join the pairs?

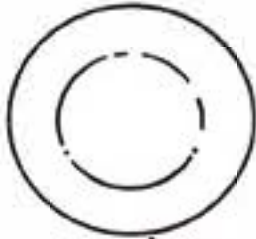


Practise drawing a square.

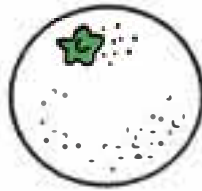




# Circles



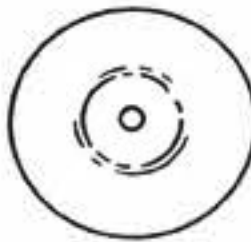
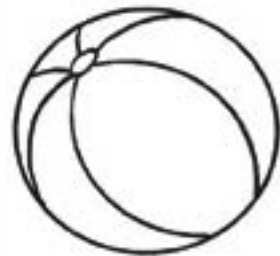
plate



orange



**Can you shade in all the circle-shaped objects?**



**Practise drawing a circle.**



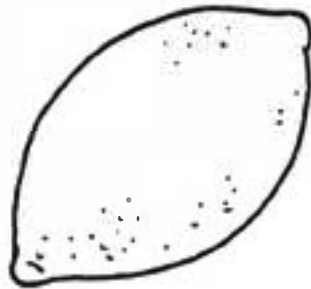





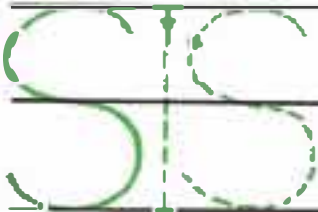
# Sweet and Sour



Shade in all the sweet things that you see in the picture.

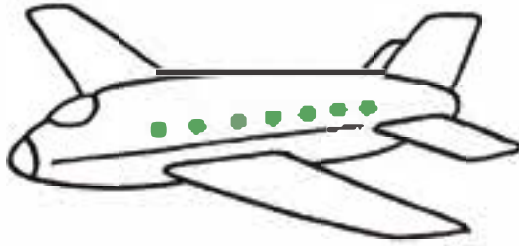


Practise writing 'S' for sweet and sour.





# Fast and Slow




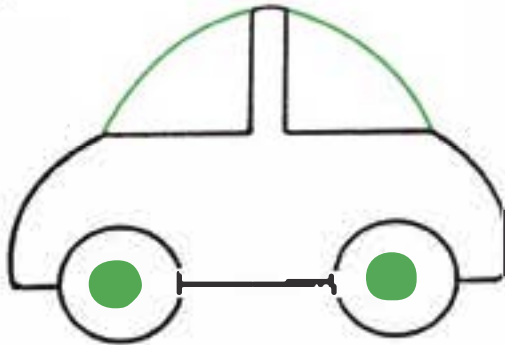
plane



worm



Can you circle the things  
that move slowly?




Practise drawing a snail.






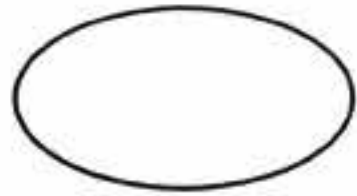
# Shapes



circle




rectangle



oval



Join the dots to find a shape.

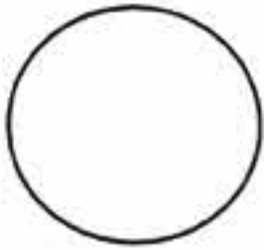


Practise drawing a star.

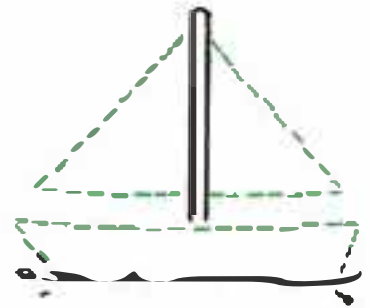
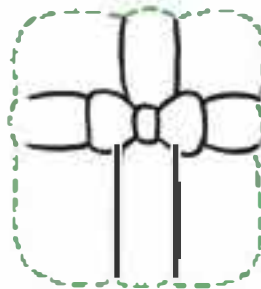




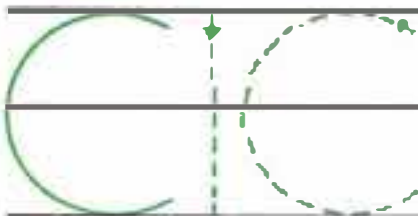
# Circles



**Which objects are circles?  
Finish drawing them.**

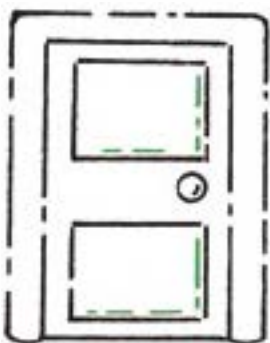


**Practise writing 'C' for circle**

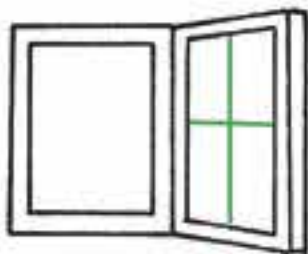




# Opposites



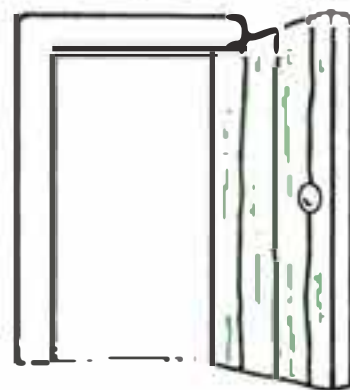
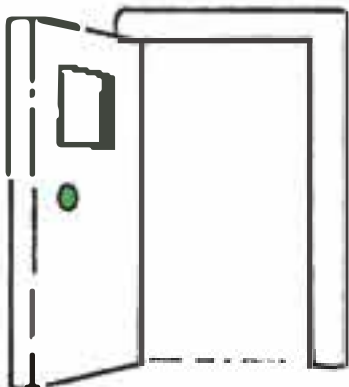
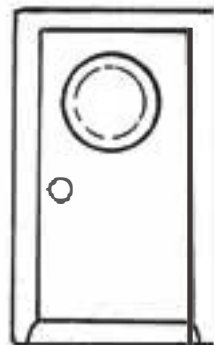
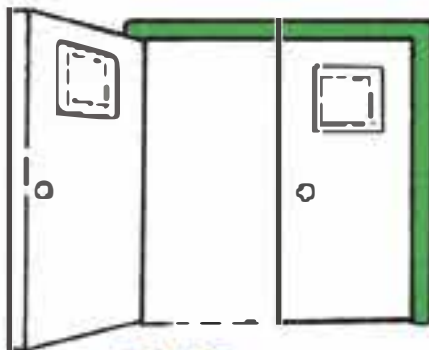
**closed**



**open**



**How many doors are closed?  
How many are open?**



**open**

**closed**

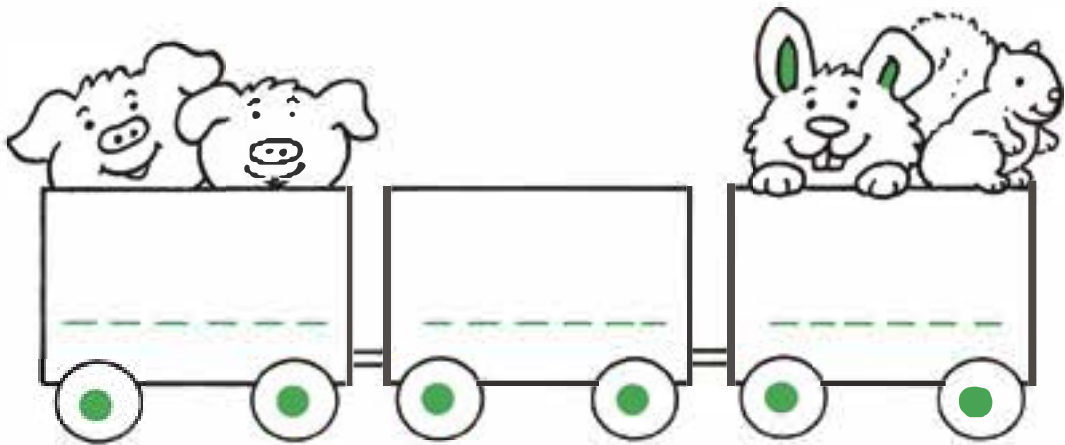




# Full and Empty



Write "full" or "empty" on the correct trucks.




Practise writing 'E' for Empty.




# Flower Shapes



**Draw in the flowers.  
How many are there?**



**Practise drawing a flower.**





# Wet and Dry



**Circle the animals who are getting wet.**



**Practise writing letter W.**



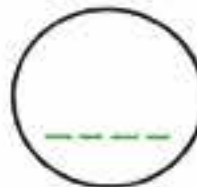
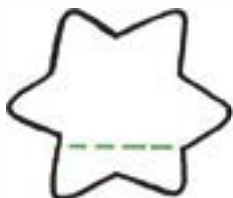
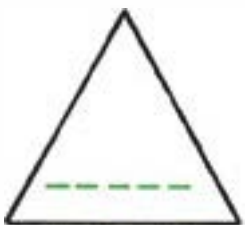



# Shapes



How many shapes can you count in the picture?

Write the number in the shapes below.





# Asleep and Awake




asleep




awake

Count how many animals are awake  
and how many are asleep.



Practise writing the letter A.





# Shapes



**Draw the correct shape  
next to its name.**

**rectangle**



**square**

**circle**

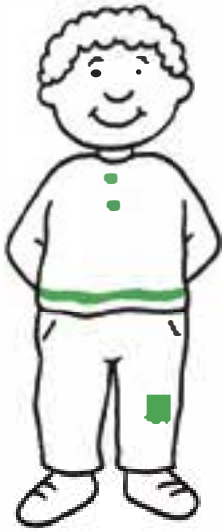
**triangle**

**star**

**Look back in the book if you need help.**



# Tall and Short



tall



short



short



tall



Can you write "tall" and "short" beside the correct bear?



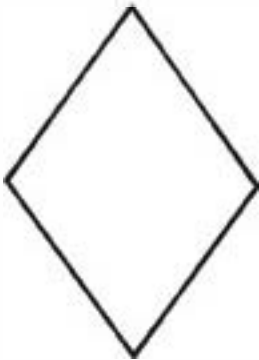
Practise writing letter T.








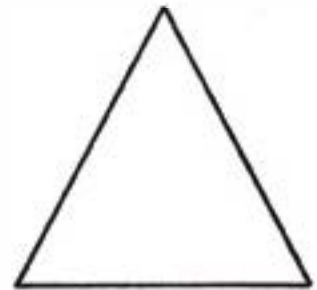
**Write in the name of each shape.**




-----



-----



-----



-----



-----

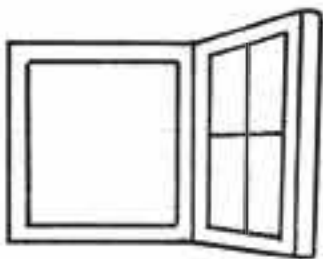


-----

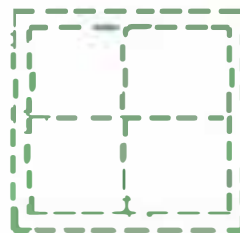




**Draw and write the opposite of each picture. Look back in this book if you can't remember.**



**open**



---



**asleep**



---



**small**



---



**sad**




---





# Big and Little

Can you write the correct word  
under each animal?



big



little



-----




-----



Practise writing letter B.








-----



-----



-----



-----




**Practise writing letter L.**






**Draw a picture of your home  
with all its different shapes.**



**I live here  
my name is** \_\_\_\_\_



# SHAPES AND OPPOSITES

It's fun to learn about Shapes and Opposites in this lively activity book. Children will enjoy the fun of learning to tell the difference between tall and short, round and square. There are lots of skills to practice including matching, writing and sequencing.

Lovable Learning Bear pops up on every page to show children what to do and join in the fun.

Look out for Fun to Learn - a b c, 1 2 3 and Animals too!

