

Fun To Learn



1 2 3





1 2 3

How to use this book

This is a first activity book for children who are just beginning to learn to recognise and write numbers and use them to count and order simple objects.

Help your child to enjoy using the book by looking together at a few pages at a time. Looking carefully, matching, copying and practising working from left to right are important for developing early number skills.

Encourage your child to talk about what he or she is doing and to recognise numbers and practise counting when you are out and about together.


Have fun!




 **Standard
International
Print Group**
Print & Digital Media Publishing

Digital Edition © 2020

Cover © Standard International Print Group
Copyright © Standard International Print Group




Here is number 1.




one



Draw one candle on the cake.



Practise writing number 1.



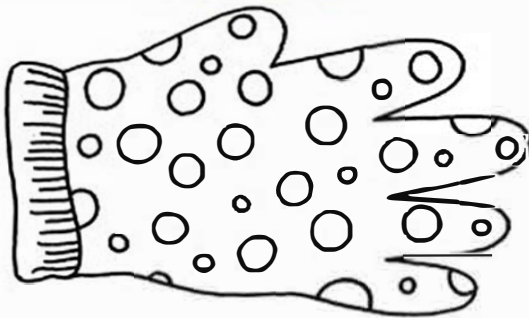


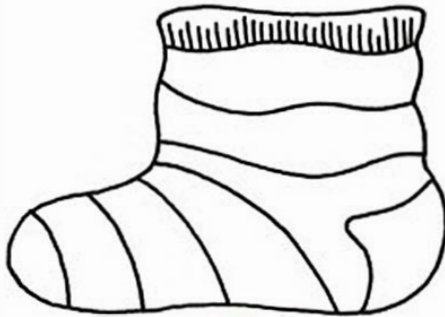
Here is number 2.



two



Draw another sock, mitten and glove so that there are two of each.




Practise writing number 2.



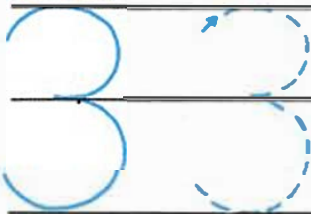
Here is number 3.




Draw some fences so that each field has 3 sheep.




Practise writing number 3.



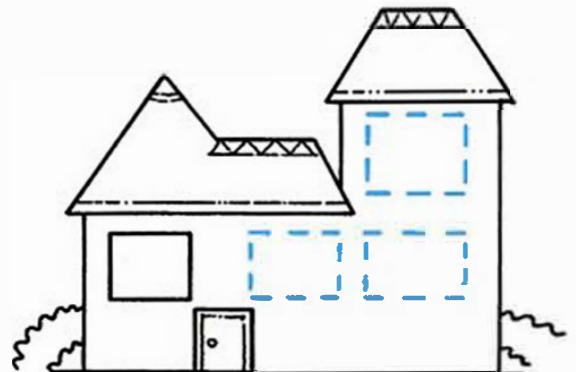
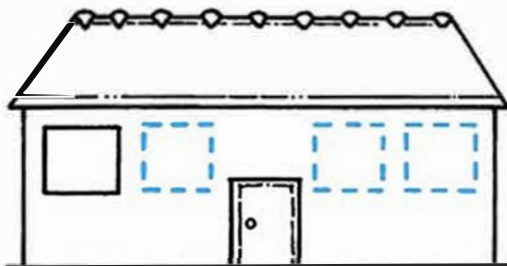
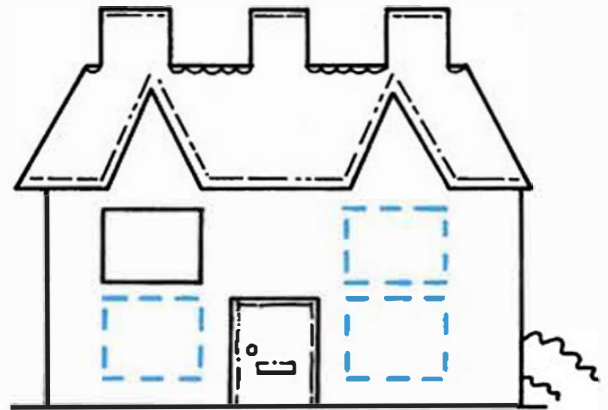
Here is number 4.




four



Draw 4 windows on each house.



Practise writing number 4.



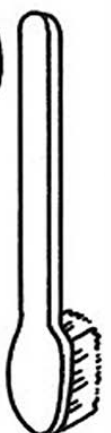
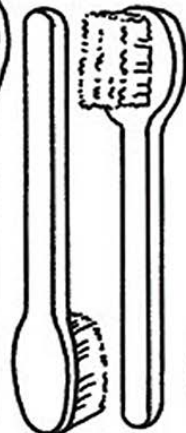
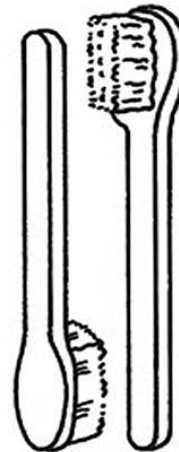

Here is number 5.




five




Put a ring round each group of 5.



Practise writing number 5.




Here is number 6.




six



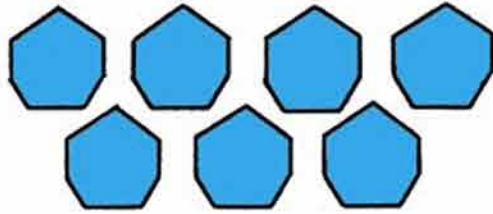
Make sure that each tree has 6 apples.




Practise writing number 6.



Here is number 7.



seven



Draw a line to join the right number to each set of objects.


5

6



7



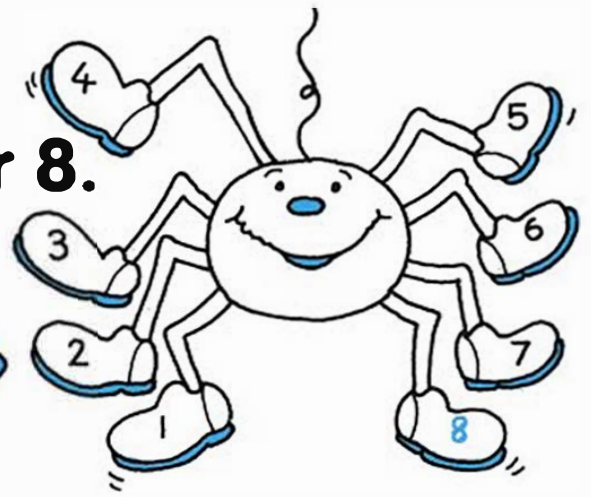
Practise writing number 7.




Here is number 8.




eight




Draw eight wiggly legs on the octopus.



Practise writing number 8.



Here is number 9.




nine



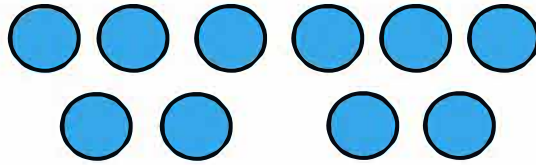
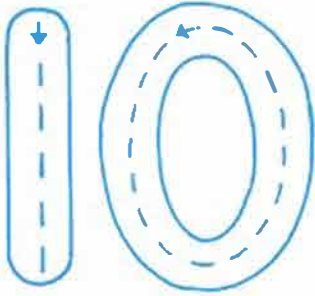
Draw 9 flowers in the vase.



Practise writing number 9.



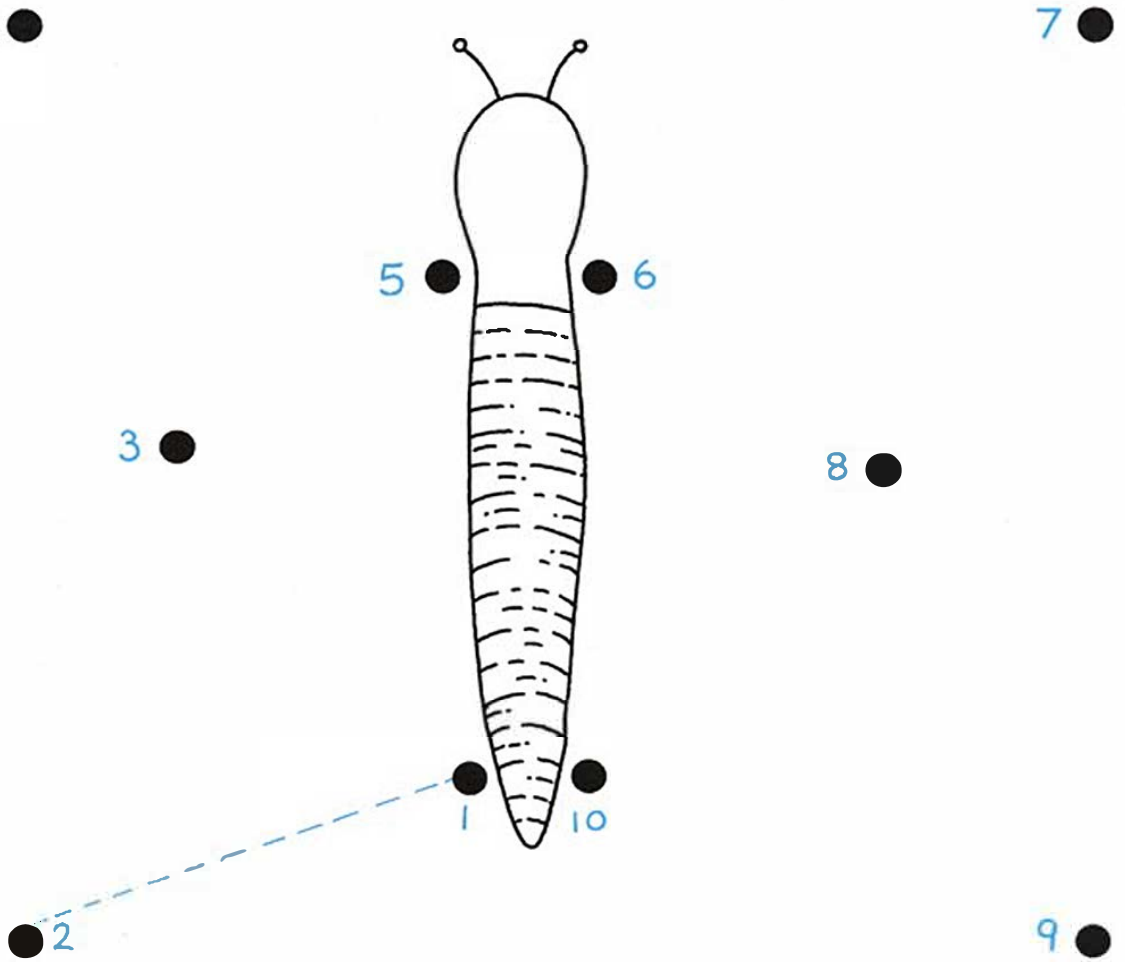
Here is number 10.




ten



Join the dots from 1 to 10.



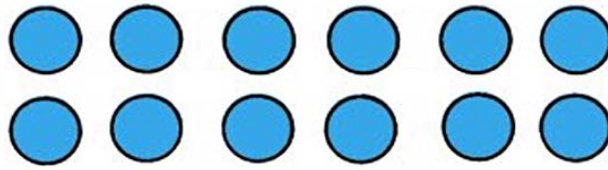

Practise writing number 10.



A cartoon illustration of a white bear with blue eyes and a blue star on its chest, holding a tall stack of books. The books have alternating blue and white spines. The bear is standing on its hind legs, holding the books with both arms.




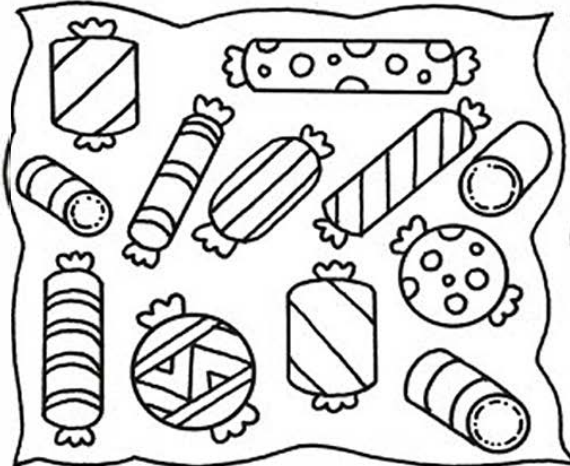

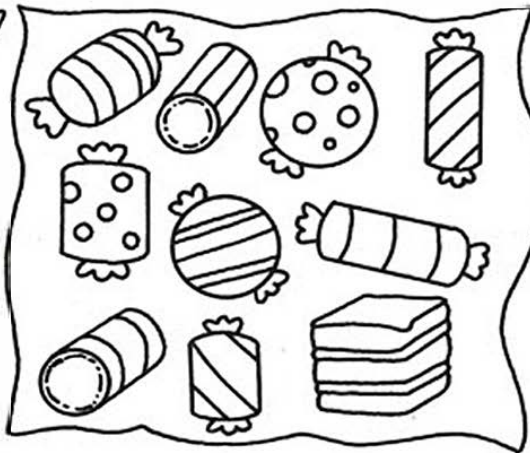
Here is number 12.




twelve




Shade in the sweets that are in bags of 12.



Practise writing number 12.



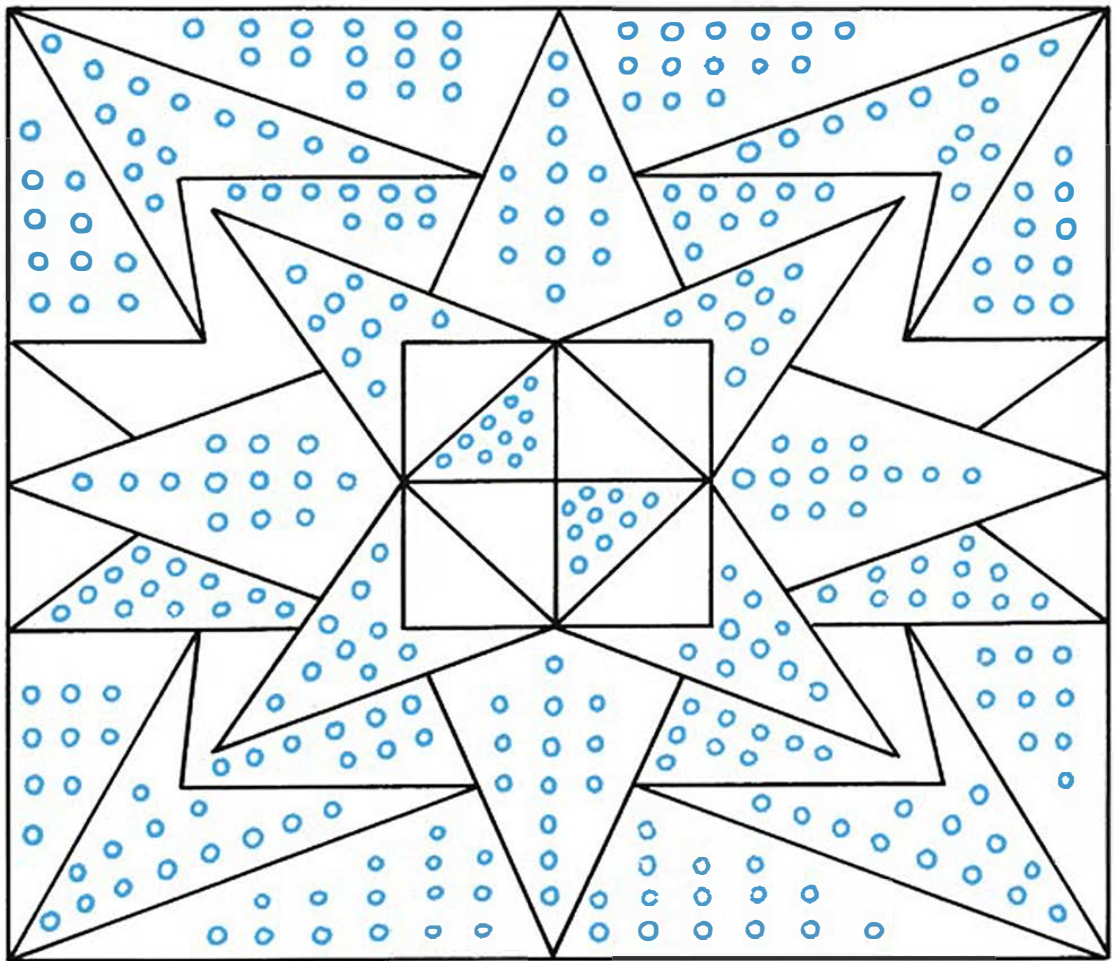
Here is number 13.



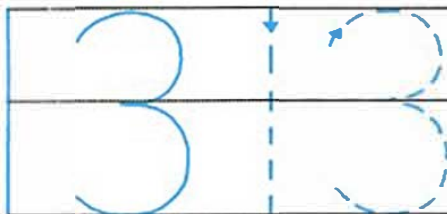
thirteen



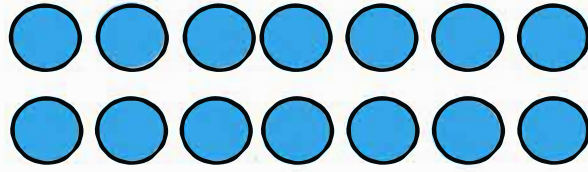
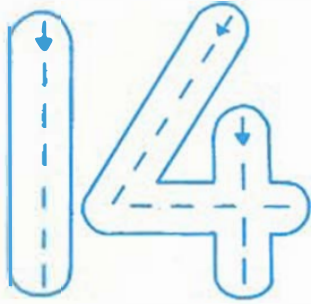
Shade the shapes with 13 rings blue.



Practise writing number 13.



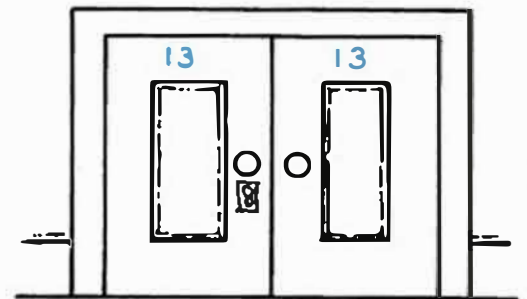

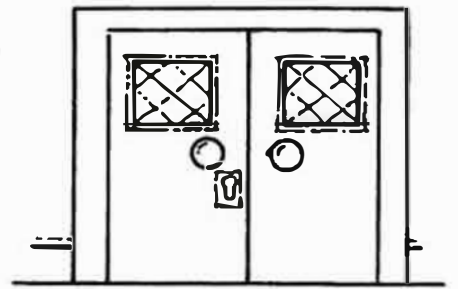
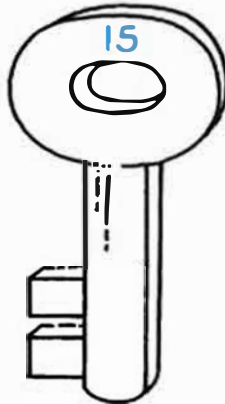
Here is number 14.




fourteen



Join each key to the door that it opens.

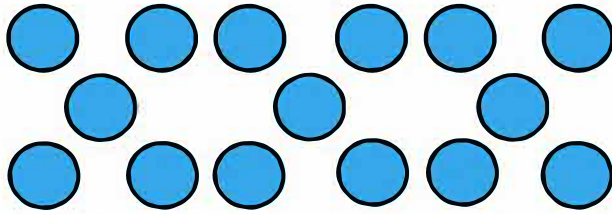


Practise writing number 14.




Here is number 15.

15





fifteen



Draw a line to join each number to the right set of objects.

11


13




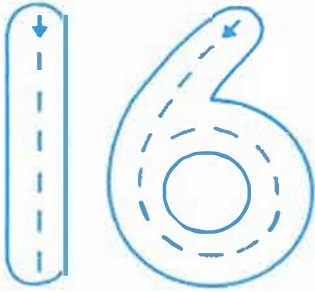
15




Practise writing number 15.




Here is number 16.



sixteen



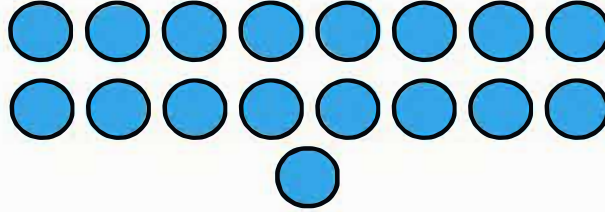
Join each animal to its twin. How many animals are there?



Practise writing number 16.




Here is number 17.




seventeen



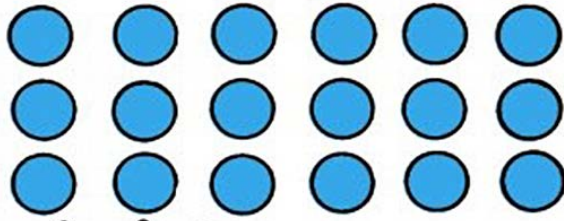
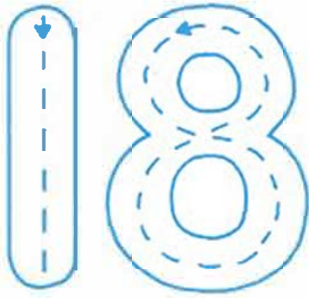
Draw seventeen strings for the balloons.



Practise writing number 17.




Here is number 18.




eighteen




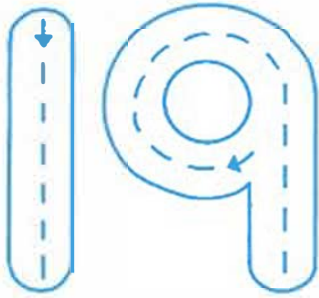
Draw one more bird to make 18 and shade them in.



Practise writing number 18.




Here is number 19.




nineteen



Circle the jar that has 19 pencils in it.

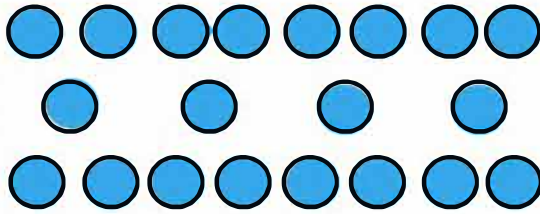


Practise writing number 19.



Here is number 20.

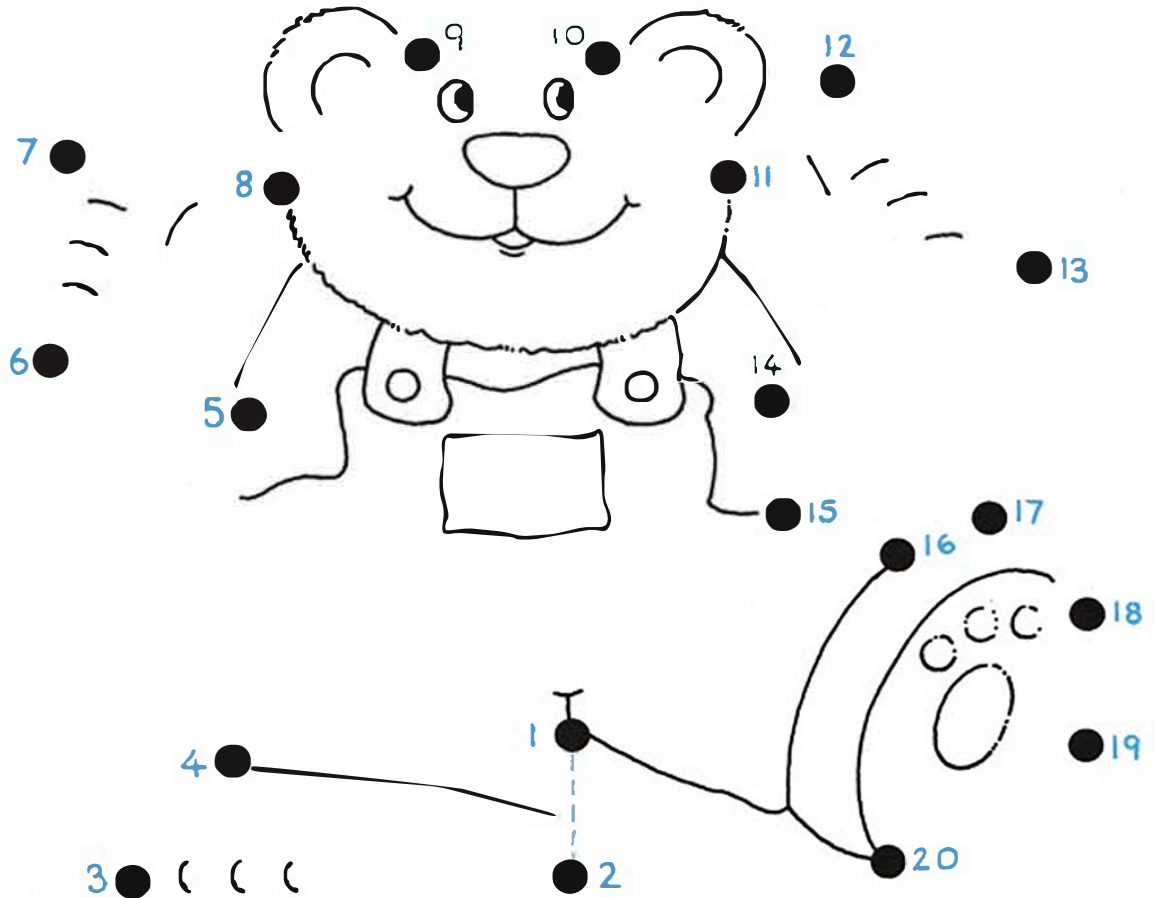
20



twenty




Join the dots from 1 to 20.




Practise writing number 20.

20 20





This is 0.



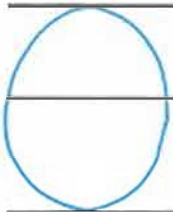
zero



How many spots are there on each pig?
Write the number in the square. If there are
no spots, write 0.

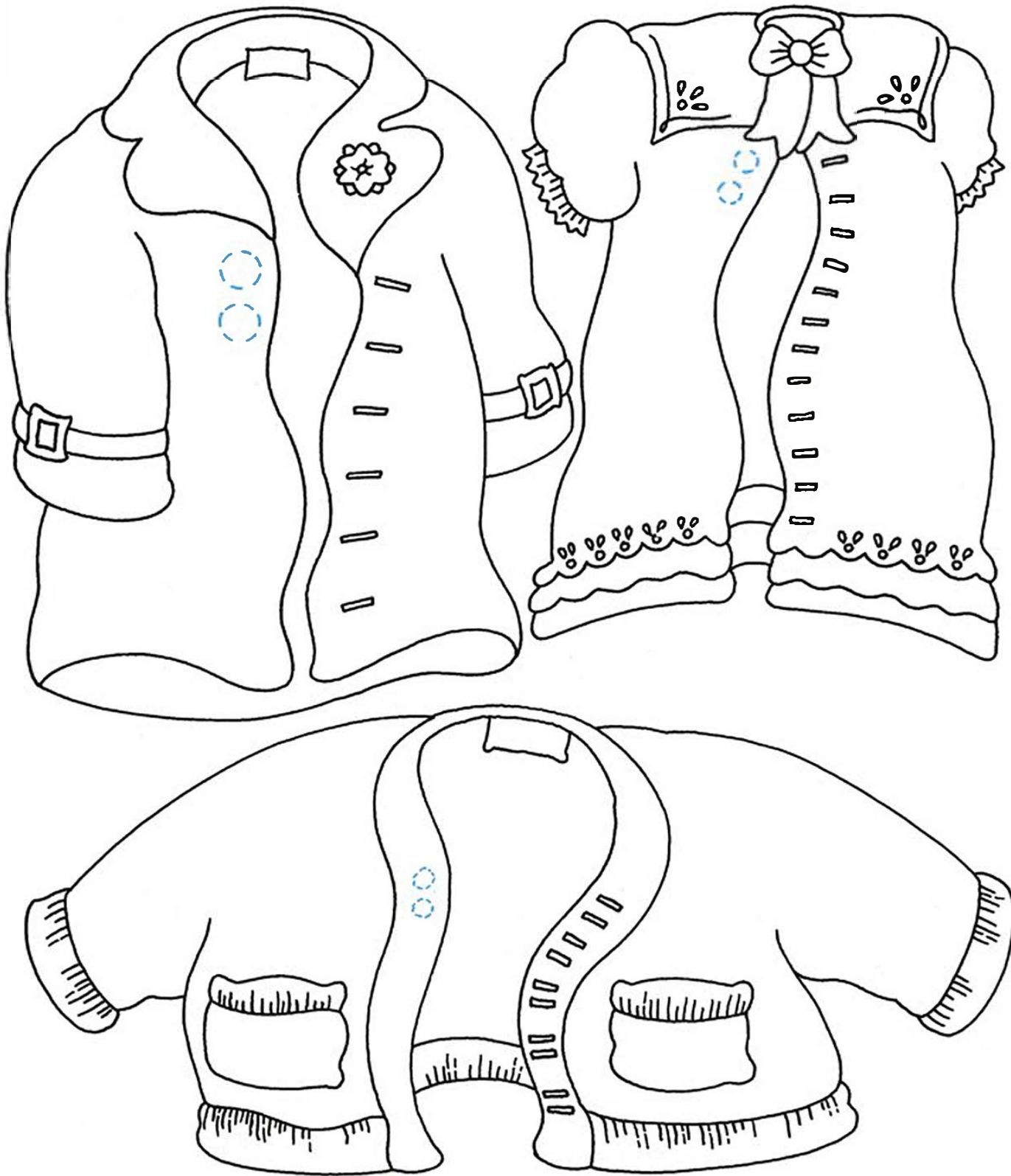


Practise writing 0.






Draw one button for each button hole.





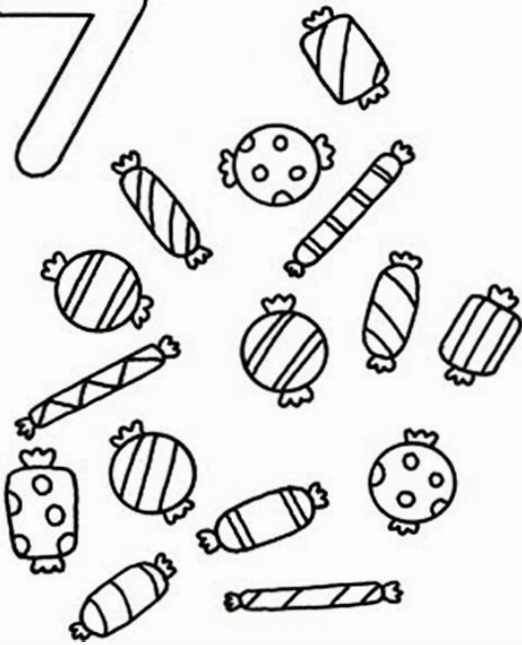
Join the number to the right number of objects.



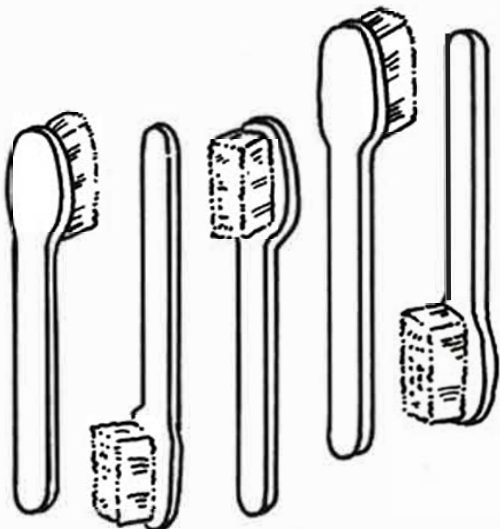
15

13

7



5



19





Write the missing numbers on the calendar.


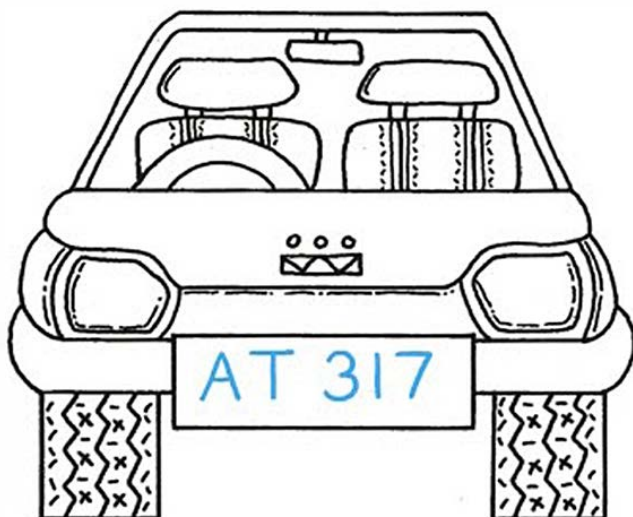
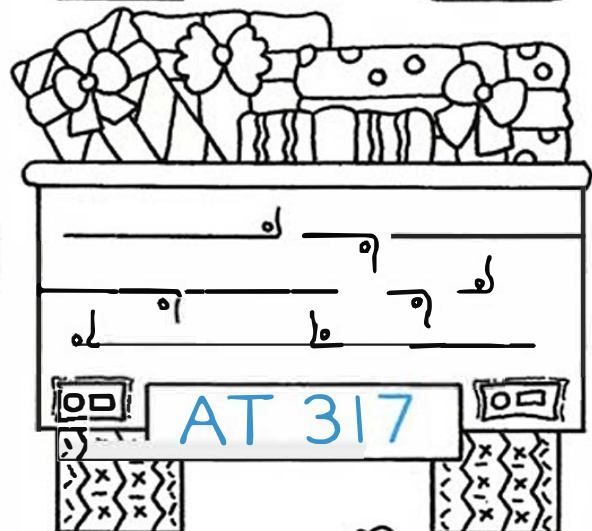
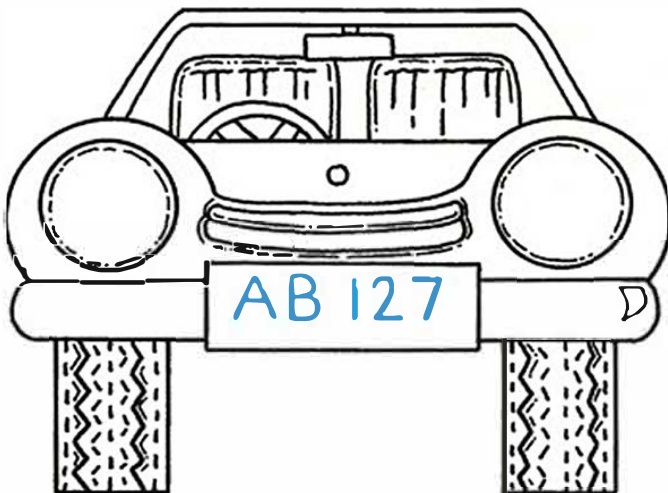




March

1	2	3		5		7
8		10	11		13	14
15	16	17			20	21
22	23	24	25	26	27	28
29	30	31				




Which trailer goes with each car?






Shade each number the right colour to finish the picture.


- 1 = yellow
- 2 = blue
- 3 = red
- 4 = green
- 5 = black
- 6 = brown
- 7 = orange
- 8 = white
- 9 = purple
- 10 = pink






Number the trucks in the right order.








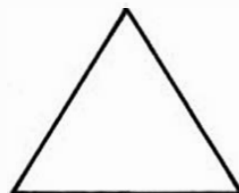
circle




square



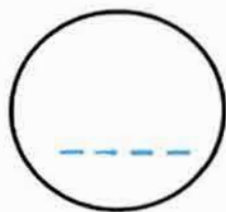
rectangle



triangle



How many shapes?



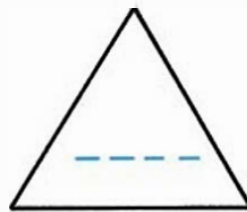
circles



squares



rectangles



triangles



It's easy to count from 1 to 100. Look for the number patterns.


10 20 30 40 50 60 70 80 90 100

ten twenty thirty forty fifty sixty seventy eighty ninety one hundred

1	2	3	4	5	6	7	8	9	10
11	12	13	14	15	16	17	18	19	20
21	22	23	24	25	26	27	28	29	30
31	32	33	34	35	36	37	38	39	40
41	42	43	44	45	46	47	48	49	50
51	52	53	54	55	56	57	58	59	60
61	62	63	64	65	66	67	68	69	70
71	72	73	74	75	76	77	78	79	80
81	82	83	84	85	86	87	88	89	90
91	92	93	94	95	96	97	98	99	100



Draw a picture of yourself in the frame and fill in the spaces to describe yourself below.



I am _____ years old.

I have _____ brothers.

I have _____ sisters.

_____ people live with me.

1 2 3

It's fun to learn early number skills with this lively activity book. Children will enjoy learning to count and write numbers 1 to 20 and practicing important sorting, matching and sequencing skills.

Lovable Learning Bear pops up on every page to show children what to do and join in the fun.

Look out for Fun to Learn - a b c, Shapes and Opposites and Animals too!

