

Fun To Learn



A B C





a b c

How to use this book

This is a first activity book for children who are just beginning to learn to recognise and write the letters of the alphabet.

Help your child to enjoy using the book by looking together at a few pages at a time. Looking carefully, matching, copying and practising working from left to right are just as important as learning letters.

Encourage your child to talk about what he or she is doing and to look for letter shapes when you are out and about together.

Have fun!

 **Standard
International
Print Group**
Print & Digital Media Publishing

Digital Edition © 2020


Cover © Standard International Print Group
Copyright © Standard International Print Group



Here is letter a.



apple




astronaut



anchor



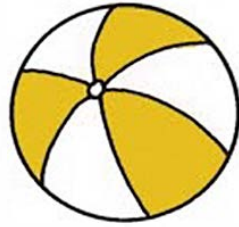

Put a ring round each letter a in the picture.



Practise writing letter a.



Here is letter b.



ball



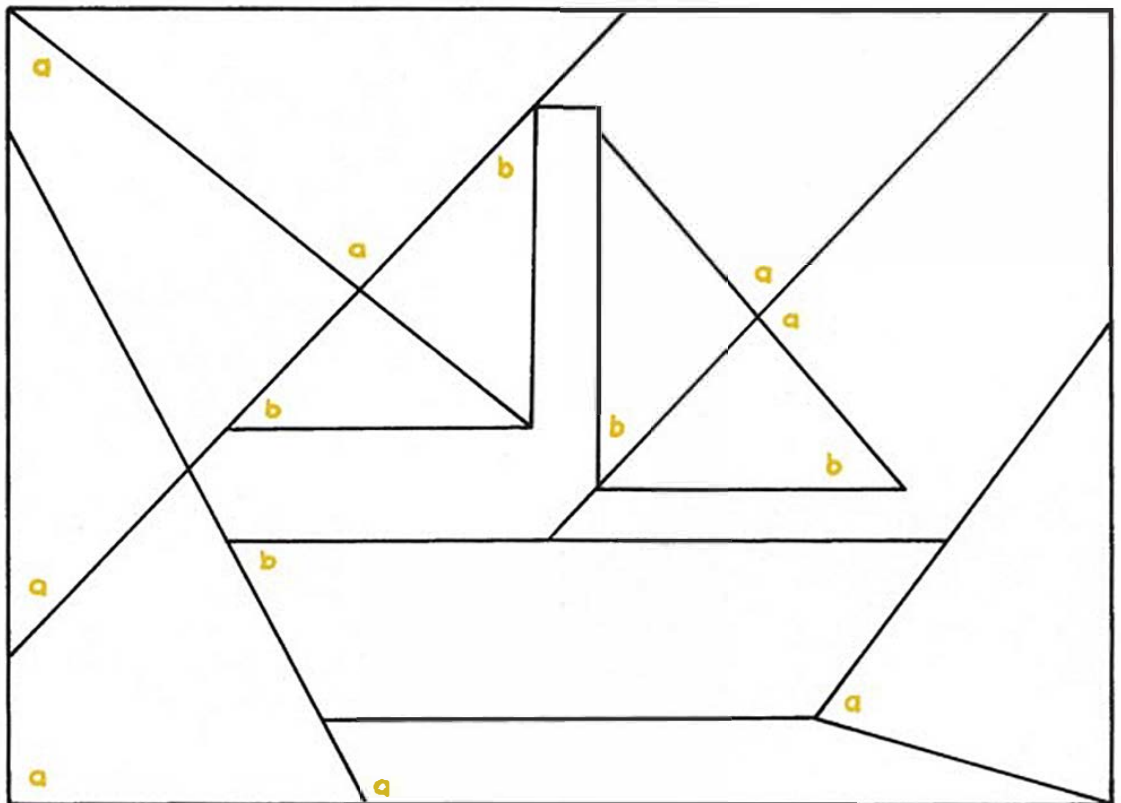
bird



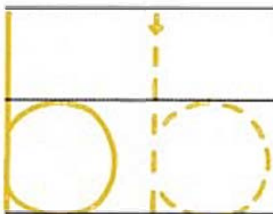
bear



Shade in all the shapes with b in them to find something that begins with b.




Practise writing letter b.



Here is letter c.



cat




car



cake




Shade in all the things that begin with c.



Practise writing letter c.



Here is letter d.



duck




dog



door



Draw a ring round the little dogs that have found something beginning with d.



Practise writing letter d.



Here is letter e.



elephant



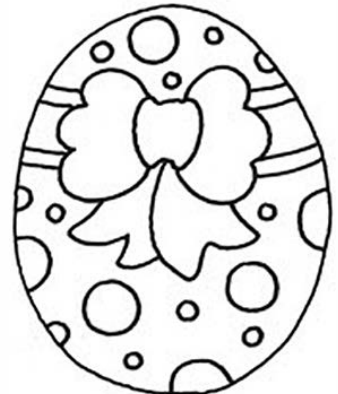



egg



ears



Draw a line joining the two eggs that are the same. Then shade all the eggs.




Practise writing letter e.



Here is letter f.



flower




fish



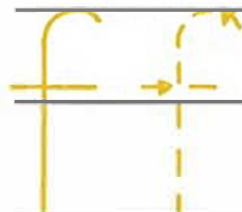
flag



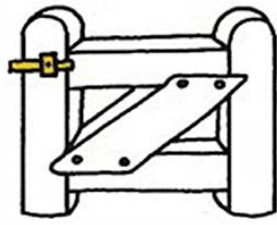
Shade the things beginning with f.



Practise writing letter f.



Here is letter g.



gate



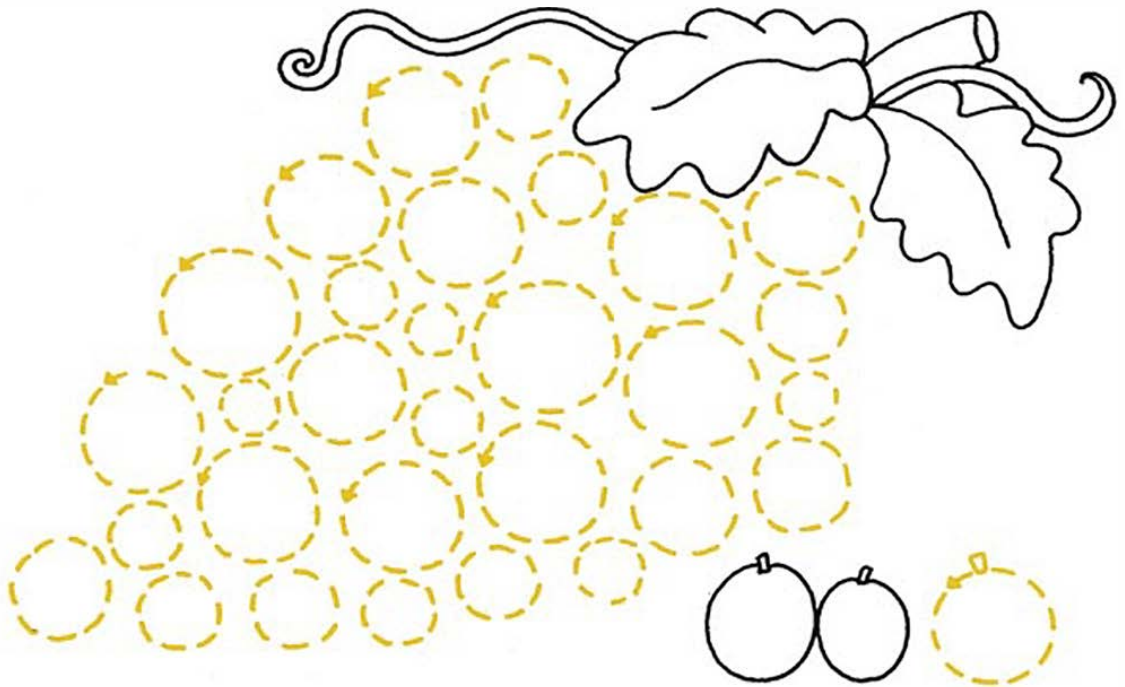
goat



gloves



Draw a big bunch of grapes and shade them green.



Practise writing letter g.



Here is letter h.



heart




horse




house



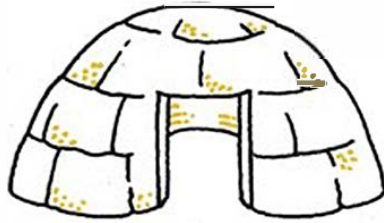
Draw a fence to keep the horses safe.



Practise writing letter h.



Here are letters i and j.




igloo




jigsaw



Decorate this bowl with letters i and j. Then draw some ice-cream in it!



Practise writing letters i and j.



Here is letter k.



kite




kangaroo



key



Which key is the odd one out?



Practise writing letter k.

Handwriting practice lines with a dashed lowercase 'k' for tracing on the first line.

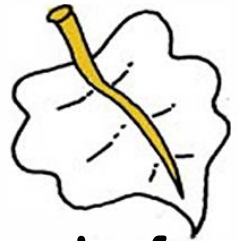
Here is letter I.



ladder



lion



leaf



Join the leaves that are the same.



Practise writing letter I.

Handwriting practice lines for the letter I. The first line shows a yellow dashed line with a downward arrow, indicating the stroke. Below it are several empty lines for practice.

Here is letter m.



mouse



mug



monkey



You have learnt half the letters! Join letters a to m to find something that begins with m.

h ●

g ●

● f

i ●

● e

j ●

k ●

● c

● d



l ●

● b

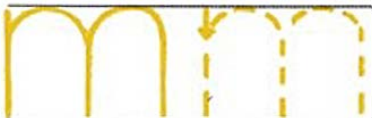


m ●

● a



Practise writing letter m.



Here is letter n.



nail



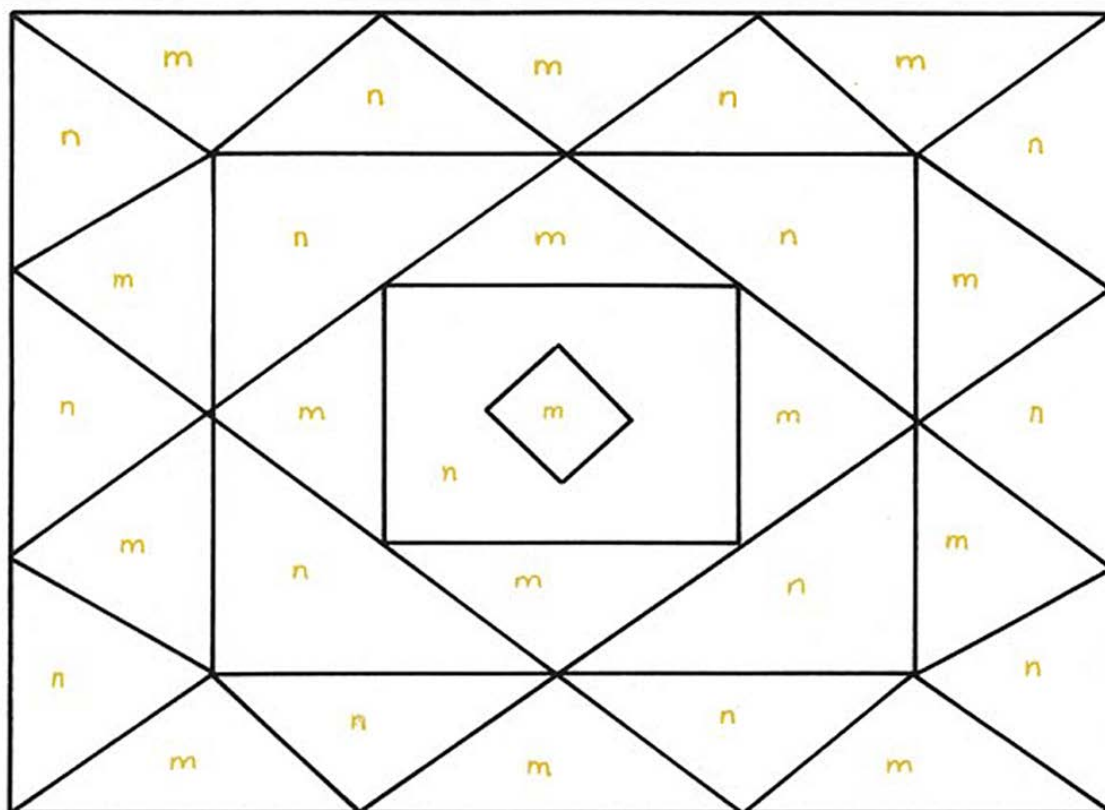
nest



necklace



Shade the shapes with an m blue and the shapes with an n red.



Practise writing letter n.




Here is letter o.



orange




ostrich



octopus



Draw the oranges on the tree.



Practise writing letter o.



Here is letter p.



panda







parrot



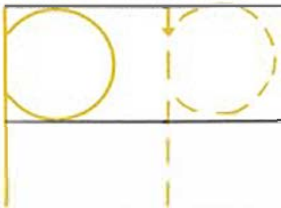
picture



Shade in all the animals and birds that begin with p.



Practise writing letter p.



Here is letter q.




queen



quilt



Which two queens are wearing the same crown?




Practise writing letter q.



Here is letter r.



rainbow




rabbit



ring



Draw a ring round the things beginning with r.



Practise writing letter r.



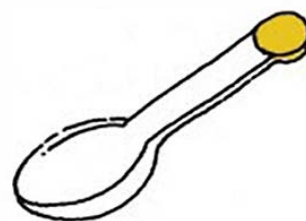
Here is letter s.



star




sun



spoon



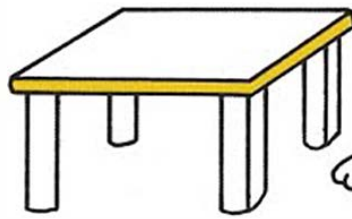
Draw an s pattern on the snake.



Practise writing letter s.



Here is letter t.



table



tiger




tractor



Shade the shapes with a t green. What is hiding in the trees?




Practise writing letter t.



Here are letters u and v.



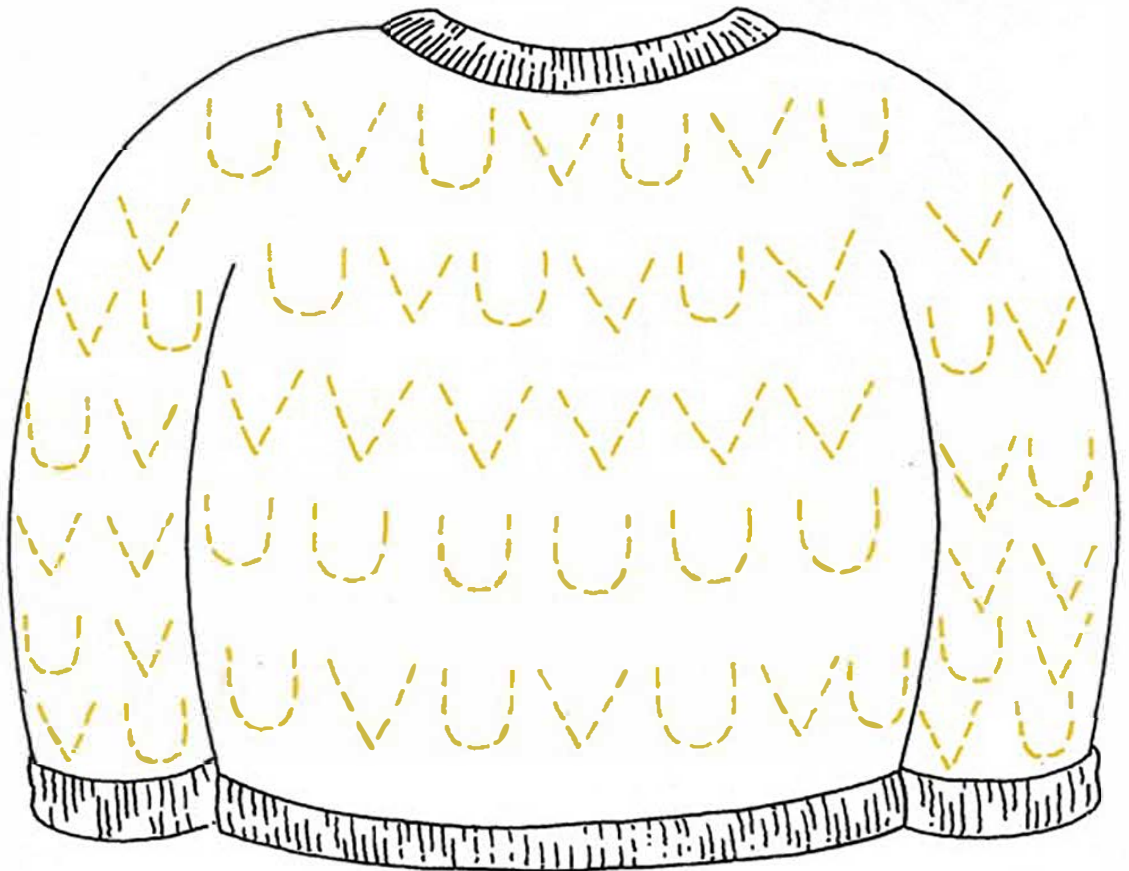
umbrella




van



Finish the patterns on the pullover.



Practise writing letters u and v.



Here are letters w and x.



wheelbarrow



x-ray

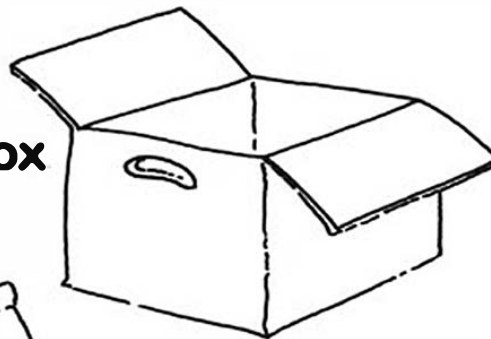


Put a ring round all the words with an x in them.

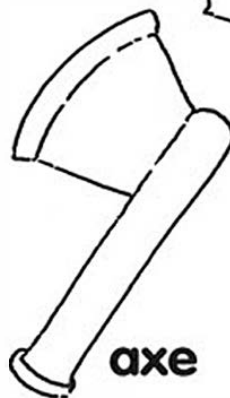


fox

box




exit



axe

basket



Practise writing letters w and x.



Here are letters y and z.

y



yacht




zebra

z



Draw some zigzags on the yogurt pots.



Practise writing letters y and z.


y y


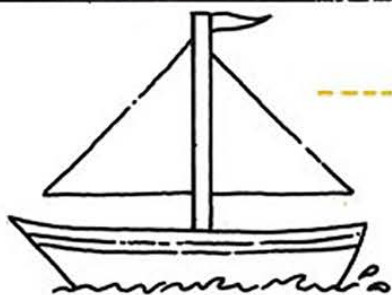
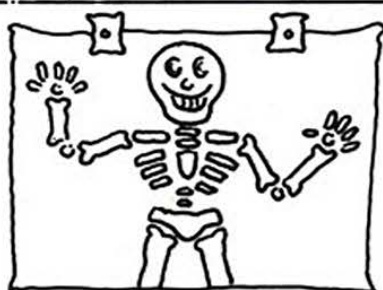
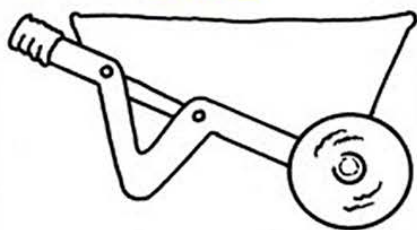
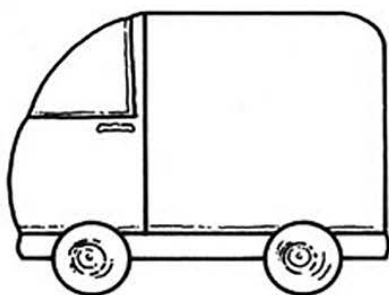



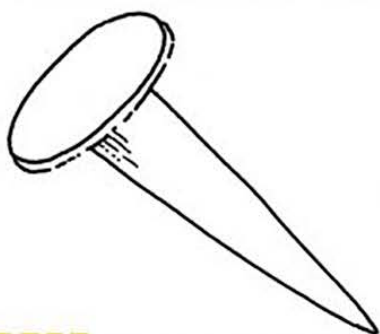

z z



Now you can write the whole
alphabet! Write the letters and shade
in the pictures.



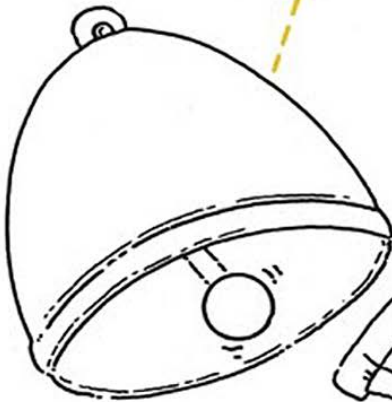


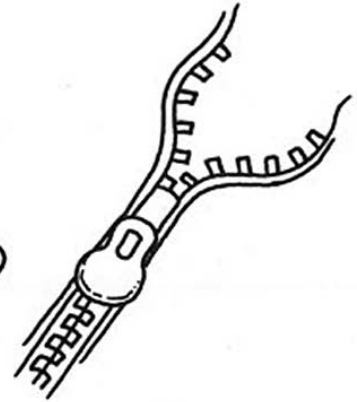


abcdefghijklmnopqrstuvwxyz










Join the pictures that begin with the same letter. Which is the odd one out?



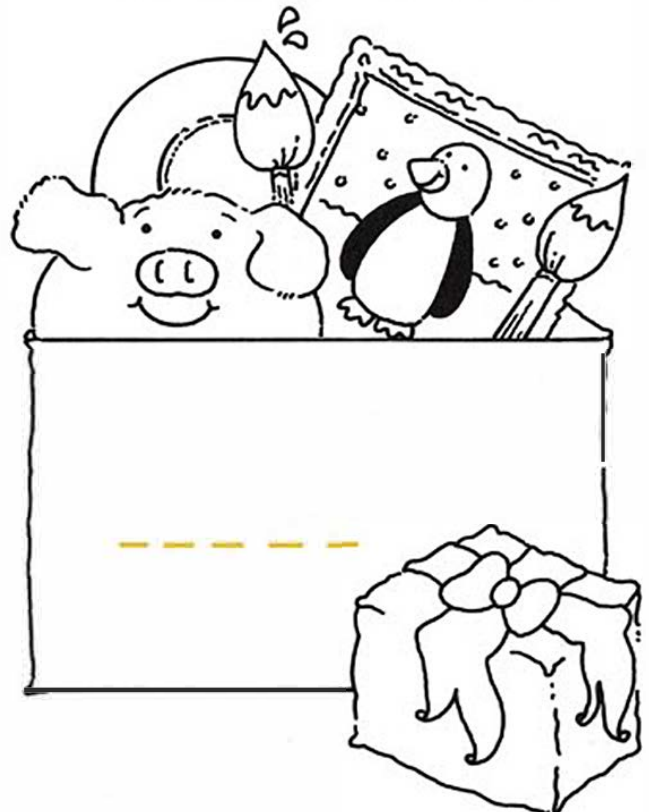

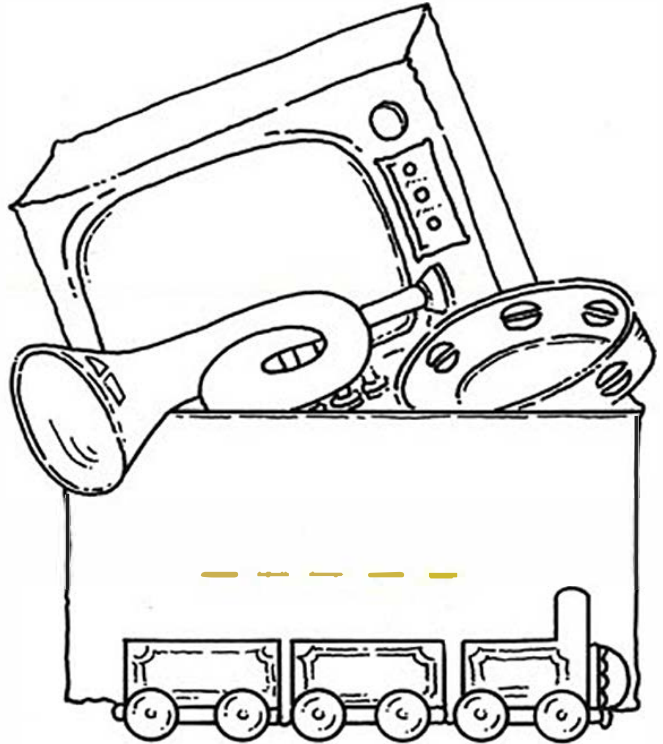



Fill in the missing letters. Look back in this book if you can't remember.



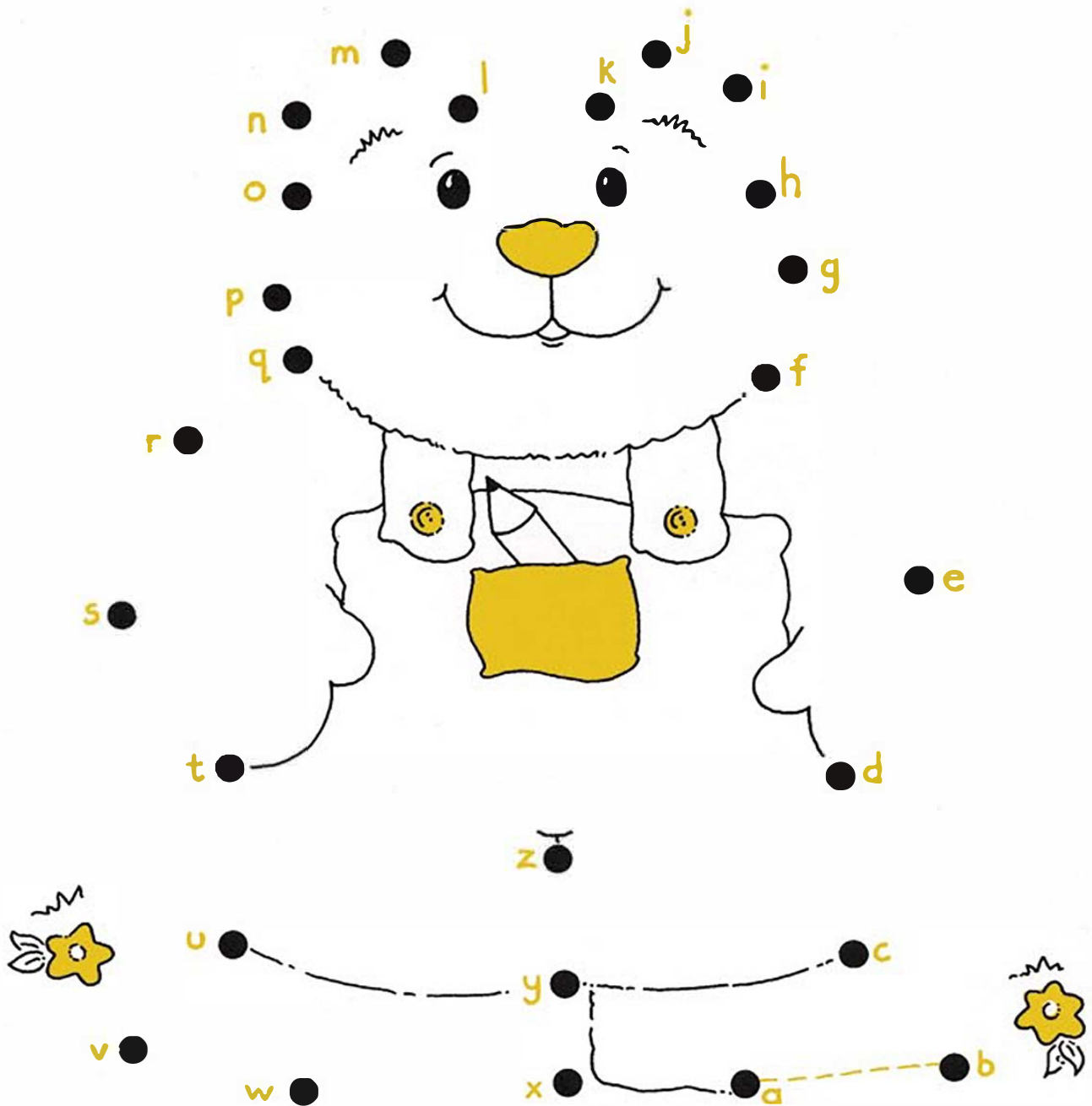


Write a letter on each box.





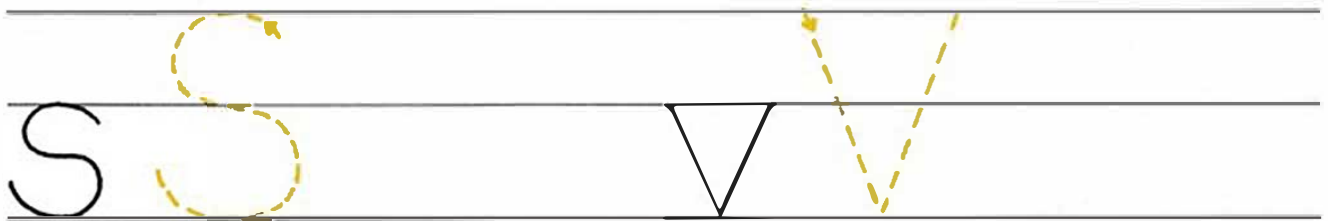
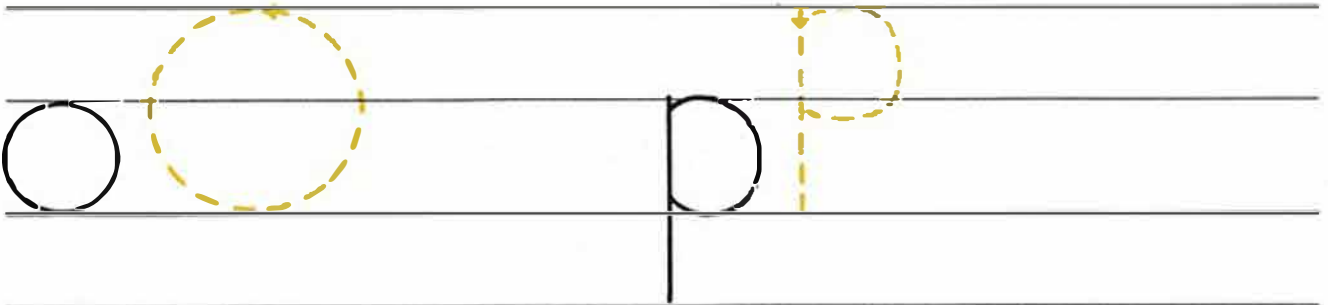
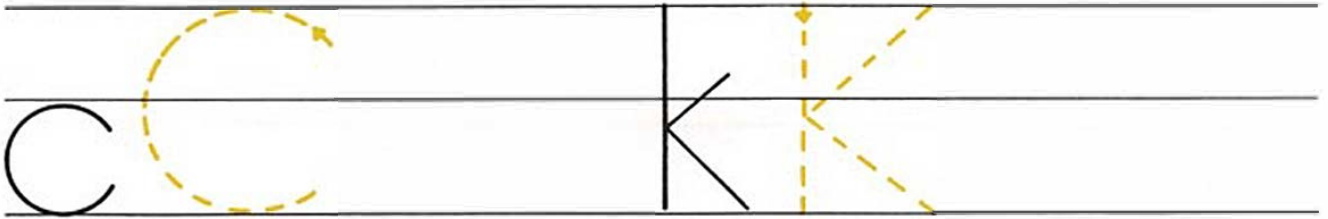
Join up the letters in the right order.






You have practised writing small letters. Sometimes we use big capital letters for important words.

**Some are like small letters – but bigger!
Practise writing them.**



Others have a different shape.




Can you draw a line from each small letter to its capital letter?



Which capital letter begins your name?



**Can you write your name?
Change this outline to look like you.
Don't forget your hair!**



Write your name on the T-shirt.

A B C

It's fun to learn to write the alphabet with this lively activity book. Children will enjoy learning to identify and write letters a to z and beginning to recognize the sounds they make. There is plenty of practice of important matching and sequencing skills too.

Lovable Learning Bear pops up on every page to show children what to do and join in the fun.

Look out for Fun to Learn - 1 2 3, Shapes and Opposites and Animals too!

